




# USER MANUAL STUDENT-EMAIL

CREATED BY JTM KPTM IPOH | <http://ipoh.kptm.edu.my>

## LOGIN PAGE GUIDE: LOGIN CMS

1. <http://cmsip.kptm.edu.my:8000>  
(Visit KPTM Ipoh's Website)
2. Please insert :  
Username : *Your STUDENT ID*  
(PTM1234567890)  
Password : 990909099777  
(IC Number without "-")
3. Click Login Button




## LOGIN GUIDE: LOGIN SPMP

1. <http://spmpip.kptm.edu.my/portal/login.asp>
2. Please insert :  
Username : *Your STUDENT ID*  
(PTM1234567890) or  
(IPN1912345679)  
Password : 990909099777  
(IC Number without "-")
3. Click Login Button
4. Change (Insert New Password & Save)



# LOGIN CMS

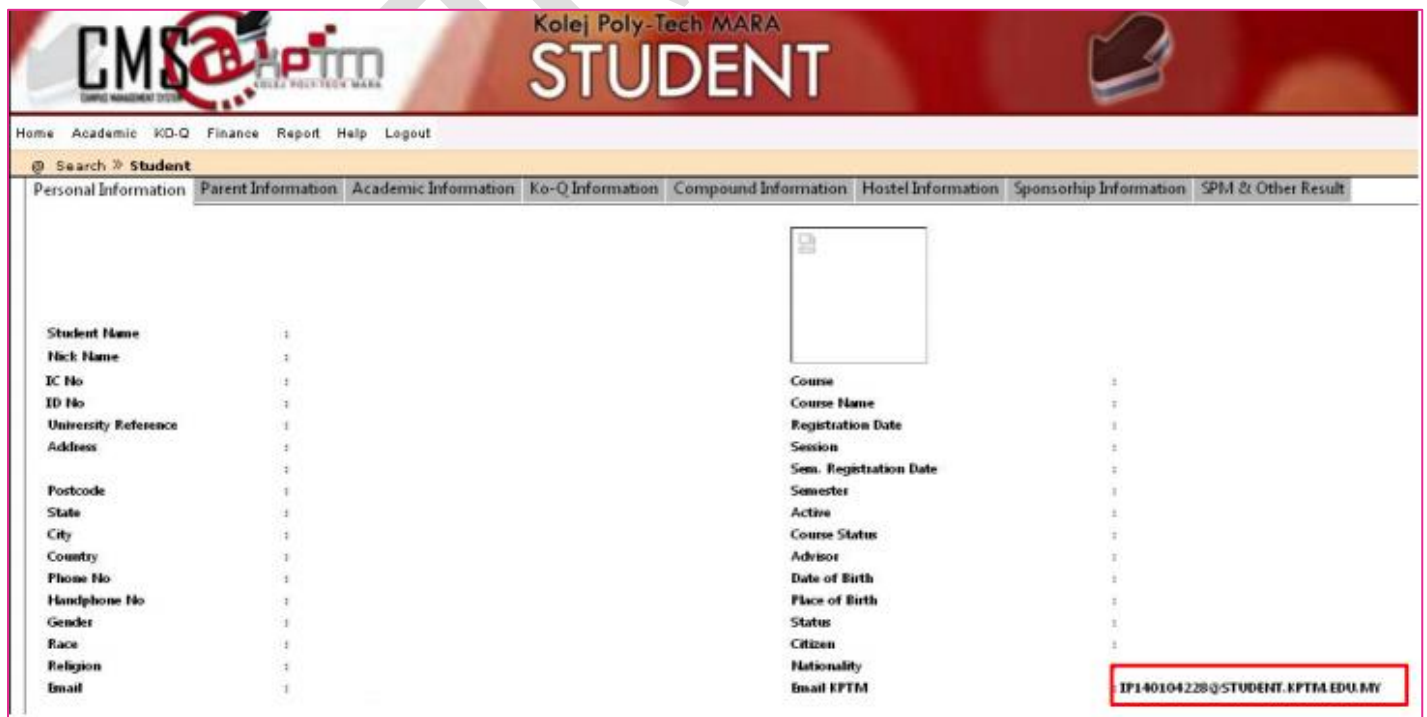
## 5. Click My Profile



## 6. Copy Email Address [Email KPTM]

## 7. Example of Official Student Email :

- a. [IP1234567890@student.kptm.edu.my](mailto:IP1234567890@student.kptm.edu.my) or
- b. [IPN19123456789@student.kptm.edu.my](mailto:IPN19123456789@student.kptm.edu.my)



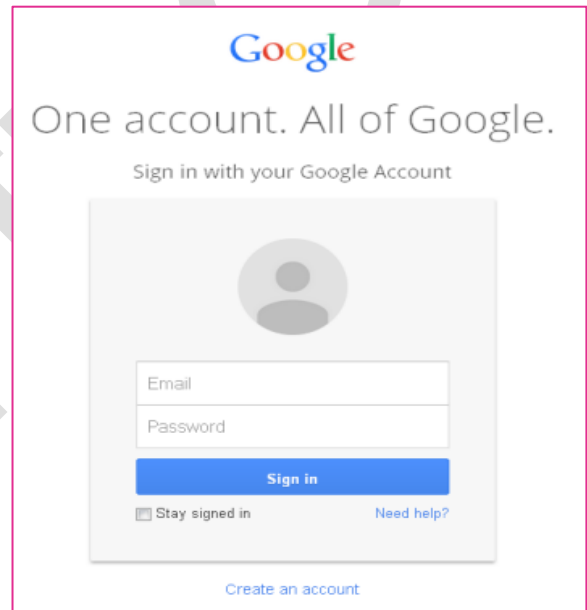


# USER MANUAL STUDENT-EMAIL

CREATED BY JTM KPTM IPOH | <http://ipoh.kptm.edu.my>

## LOGIN PAGE GUIDE: GOOGLE MAIL

1. <http://mail.google.com>  
(Visit Google Mail)
2. Please insert :  
Username : **Email Address ID**  
(*IP1234567890@student.kptm.edu.my*) or  
(*IPN1912345679@student.kptm.edu.my*)  
Password : **990909099777**  
(*IC Number without “-“*)
3. Click Sign In Button



## GOOGLE MAIL

1. Accept, and continue to your account
2. Change Your Password

